

MANGO CROPS CULTIVATION PROCESS



SEED PLANTING



GERMINATION



SPROUT



SEEDLING



TREE



FLOWERS



TREE WITH FRUIT

BEFORE SEEDING

FIRST DAY

CHOOSE ANY ONE



ORGANIC MANURE



AGRO BOOSTER



AFTER 1 DAY

NOW START THE SEEDING PROCESS



AFTER GERMINATION WAIT FOR VEGETATIVE STAGE

GERMINATION TO VEGETATIVE GROWTH STAGE

1st DAY

**AGRO HUMIC
EXTRACT (30ML)**




+

**ADD AGRO 80 PLUS
(50ML)**



+

**MIX WITH 15 LITRE
WATER & SPRAY EVENLY**



GERMINATION TO VEGETATIVE GROWTH STAGE

30TH DAY

**AGRO CROP CARE
(30ML)**

+

**ADD AGRO 80 PLUS
(50ML)**

+

**MIX WITH 15 LITRE
WATER & SPRAY EVENLY**



GERMINATION TO VEGETATIVE GROWTH STAGE

60th DAY


**ORGANIC MICRONUTRIENTS
(30ML)**

+

**ADD AGRO 80 PLUS
(50ML)**

+

**MIX WITH 15 LITRE
WATER & SPRAY EVENLY**



NOTE : REPEAT TILL FORMATION MAIN STEM AND STARTING FLOWING

VEGETATIVE GROWTH STAGE TO FLOWERING STAGE

1st DAY


**AGRO FLOWER BOON
(30ML)**

+

**ADD AGRO 80 PLUS
(50ML)**

+

**MIX WITH 15 LITRE
WATER & SPRAY EVENLY**



VEGETATIVE GROWTH STAGE TO FLOWERING STAGE

40TH DAY

AGRO FUNGI CARE
(30ML)




+

ADD AGRO 80 PLUS
(50ML)



+

MIX WITH 15 LITRE
WATER & SPRAY EVENLY



VEGETATIVE GROWTH STAGE TO FLOWERING STAGE

80th DAY


ORGANIC MICRO
NUTRIENTS (30ML)

+

ADD AGRO 80 PLUS
(50ML)

+

MIX WITH 15 LITRE
WATER & SPRAY EVENLY



NOTE : REPEAT TILL FORMATION OF INITIAL FRUIT

FLOWERING STAGE TO FRUIT STAGE

1th DAY



**AGRO FLOWER BOON
(30ML)**

+

**ADD AGRO 80 PLUS
(50ML)**

+

**MIX WITH 15 LITRE
WATER & SPRAY EVENLY**



FLOWERING STAGE TO FRUIT STAGE

40th DAY


**AGRO CROP CARE
(30ML)**

+

**ADD AGRO 80 PLUS
(50ML)**

+

**MIX WITH 15 LITRE
WATER & SPRAY EVENLY**



FLOWERING STAGE TO FRUIT STAGE

80th DAY


ORGANIC MICRO
NUTRIENTS (30ML)

+

ADD AGRO 80 PLUS
(50ML)

+

MIX WITH 15 LITRE
WATER & SPRAY EVENLY



NOTE : REPEAT TILL FORMATION OF RIPENING FRUITS