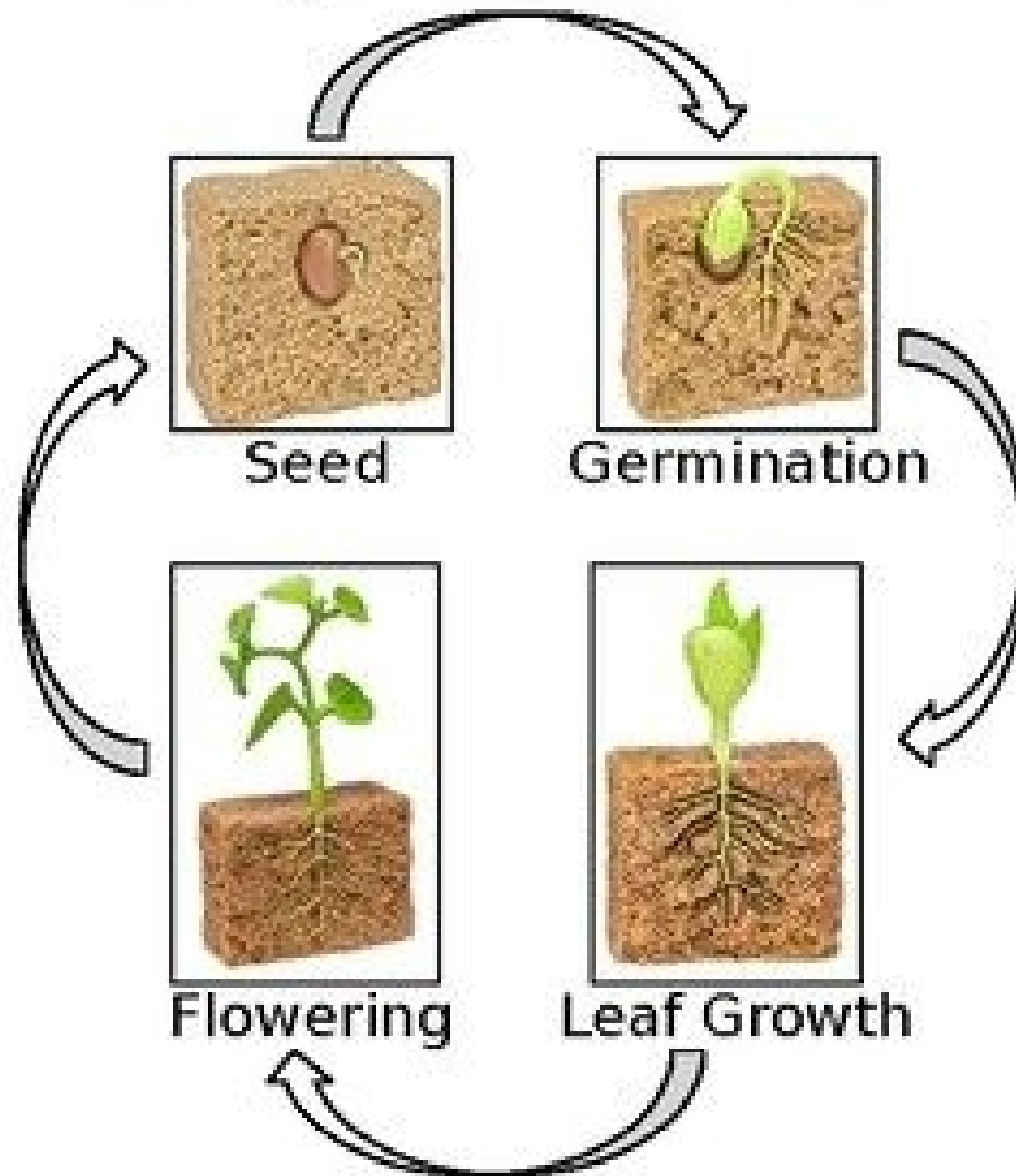


# MOONG BEAN CROPS CULTIVATION PROCESS

Life Cycle of a Bean Plant



# BEFORE GERMINATION

## FIRST DAY

CHOOSE ANY ONE



**ORGANIC MANURE**



**AGRO BOOSTER**





# VEGETATIVE GROWTH STAGE TO FLOWERING STAGE

**1st DAY**

**AGRO HUMIC  
EXTRACT ( 30ML )**




+

**ADD AGRO 80 PLUS  
( 20ML )**



+

**MIX WITH 15 LITRE  
WATER & SPRAY EVENLY**





# VEGETATIVE GROWTH STAGE TO FLOWERING STAGE

**10TH DAY**

**AGRO CROP CARE  
( 30ML )**




+

**ADD AGRO 80 PLUS  
( 20ML )**



+

**MIX WITH 15 LITRE  
WATER & SPRAY EVENLY**





# VEGETATIVE GROWTH STAGE TO FLOWERING STAGE

**20th DAY**


**ORGANIC MICRONUTRIENTS  
( 30ML )**

+

**ADD AGRO 80 PLUS  
( 20ML )**

+

**MIX WITH 15 LITRE  
WATER & SPRAY EVENLY**



**NOTE : REPEAT TILL FORMATION OF COMPLETE FLOWER AND DEVELOPMENT OF POD**

# POD FORMATION TO POD MATURATION STAGE

**1st DAY**


**AGRO FLOWER BOON  
( 30ML )**

+

**ADD AGRO 80 PLUS  
( 20ML )**

+

**MIX WITH 15 LITRE  
WATER & SPRAY EVENLY**





# POD FORMATION TO POD MATURATION STAGE

7TH DAY


AGRO CROP CARE  
( 30ML )

+

ADD AGRO 80 PLUS  
( 20ML )

+

MIX WITH 15 LITRE  
WATER & SPRAY EVENLY



# POD FORMATION TO POD MATURATION STAGE

**15th DAY**



**ORGANIC MICRO  
NUTRIENTS ( 30ML )**

+

**ADD AGRO 80 PLUS  
( 20ML )**

+

**MIX WITH 15 LITRE  
WATER & SPRAY EVENLY**



**NOTE : REPEAT TILL COLOUR OF FRUIT TURN GREEN THEN HARVEST**